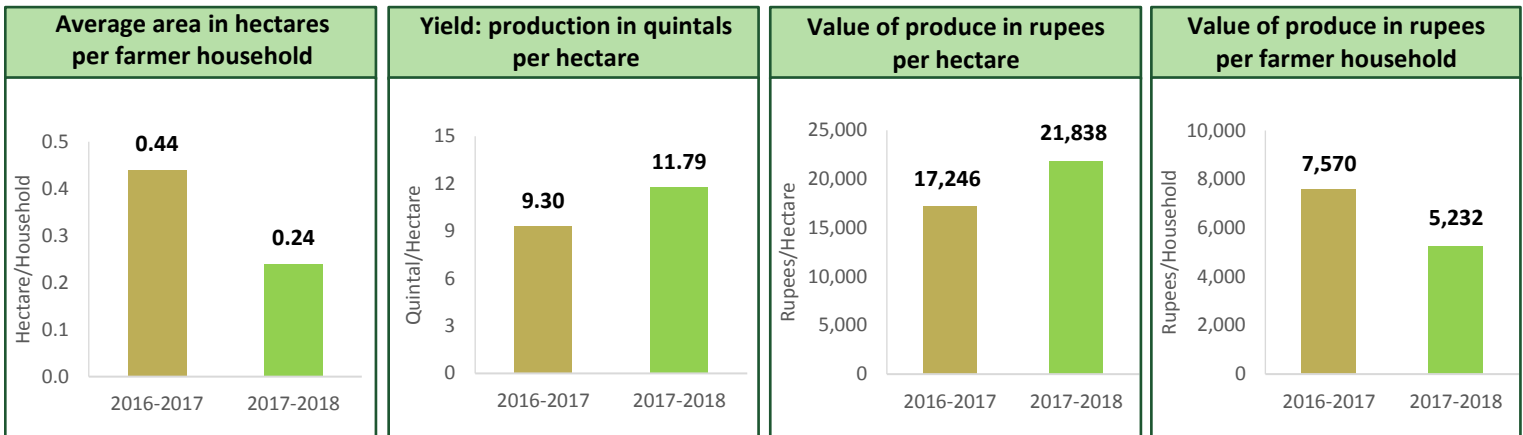


Success Story of Odisha Millets Mission Lamtaput block - Koraput district

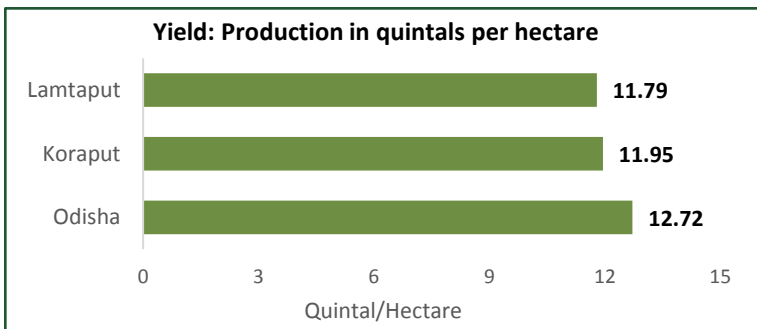


This factsheet presents the block-level findings and other information derived from the study "Area, Yield, Production and Value of Produce under the Special Programme for Promotion of Millets in Tribal Areas of Odisha (Odisha Millets Mission), 2017-18, Phase-1" and baseline (2016-17) reports prepared by Professor Srijit Mishra and team at NCDS.

OUTCOMES: CHANGES AFTER ONE YEAR OF OMM INTERVENTION



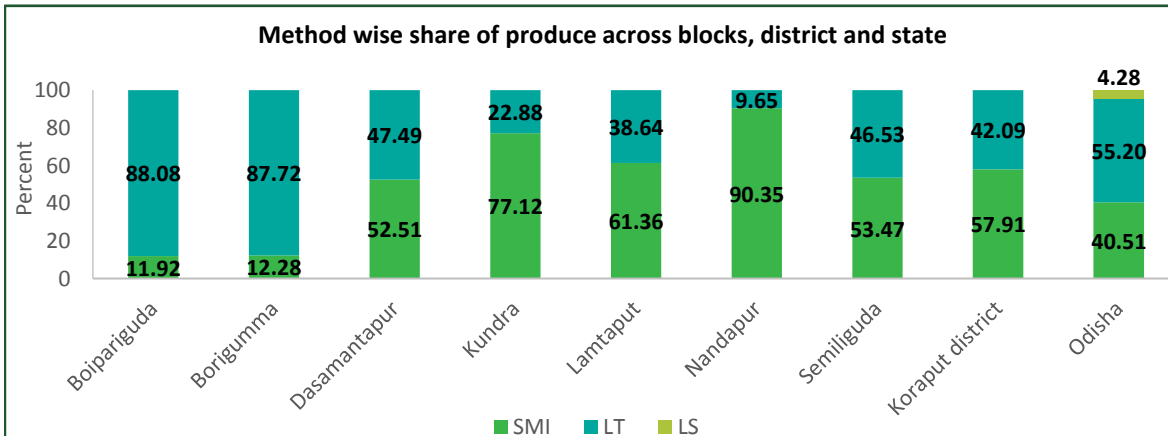
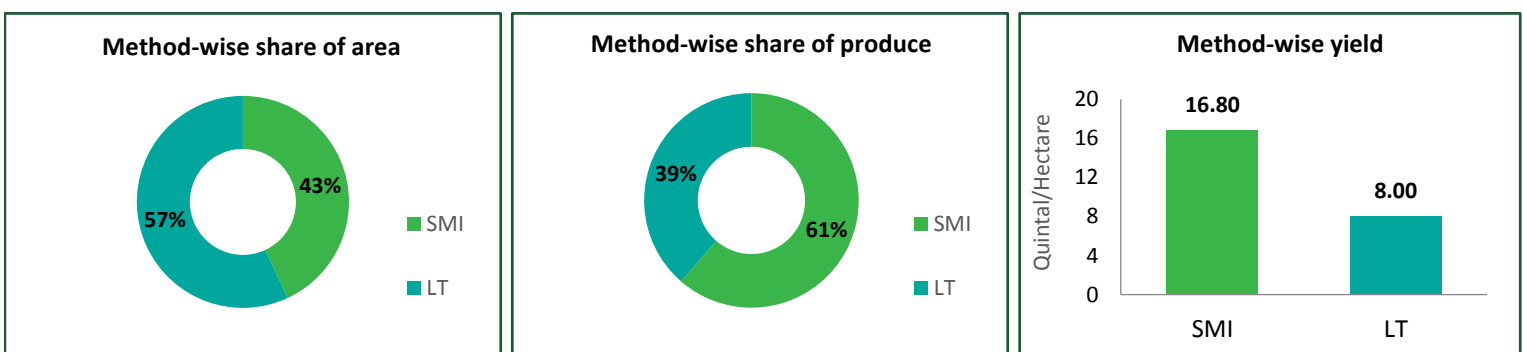
YIELD COMPARISON AMONG BLOCK, DISTRICT AND STATE



In Lamtaput block, the yield of 11.79 quintal/hectare in 2017-18 for millets cultivated under OMM was 1.27 times higher than the yield of 9.30 quintal/hectare in 2016-17 for millets cultivated in baseline.

Under OMM in 2017-18, yield of millets in Lamtaput at 11.79 quintal/hectare is lower than Koraput district's yield of 11.95 quintal/hectare and the state's average yield of 12.72 quintal/hectare.

METHOD WISE OUTCOME



In Lamtaput block, in 2017-18 under OMM, share of area was greater for LT (57%) while the share of produce was greater for SMI (61%). The yield from SMI at 16.8 quintal/hectare was 2.1 times greater than that from LT.

Abbreviations: OMM- Odisha Millets Mission, SMI- System of Millet Intensification, LT- Line Transplantation, LS- Line Sowing